

LAVINIA BOHO

COLLECTION RELFIX | 2017-2018



RELFIX

Create a modern bathroom interior with LAVINIA BOHO RELFIX concealed installation systems and flush buttons

Quality comes first

A collection of our first-class engineering equipment will allow you to perform reliable and fast installation of wall-hung and wall-standing ceramic products. Original design flush buttons will create atmosphere of uniqueness and comfort.

The principles of reliability, safety and easy handling of



installation systems are followed as early as the design stage and material selection, and injection molding as a rational technology of plastic processing allows for production of complex, functionally specific elements with technical characteristics that not just comply with standards, but often exceed them.

All elements of the installation systems are designed in such a way as to provide easy access and simple disassembly of components, when maintenance is required. Therefore, LAVINIA BOHO RELFIX installation systems are an excellent solution for sanitary rooms in new residential buildings, public places and business centers, as well as in old buildings (extended brackets for mounting the article to the wall between water pipes and other utilities are specially included in standard supply package).

Supply package of installation systems includes only two-plate flush actuator plates: the drain system is set by default to 7/5 l heavy flush mode, but 4/2l economy flush mode can be also set.




Our installation systems perfectly harmonize with all the collections of ceramic products. Purchasing 6 in 1 SET from the same manufacturer, you get the most economical, easy to install and comfortable to use set of plumbing equipment.

INSTALLATION SYSTEM

Includes everything that is necessary for easy and reliable mounting of wall-hung toilets (flush plate is available separately), withstands load of 400kg and ensures smooth operation of plumbing equipment



The toilet tank of the installation system is insulated from condensation moisture, what means it is protected from mold formation. The soundproofing plate mounted between the rear part of the wall-hung toilet and ceramic tile significantly reduces the noise level when the tank is filled with water.

-  Vendor code : 34040010
-  Size : 450 x 1120-1320 x 130 mm
-  Warranty : 10 years
-  Suitable for : RELFIX flush plates: 3404003...; 3404004...; 3404005...

SUPPLY



Standard supply package includes: metal frame; toilet tank; template for finishing a hole for the flush button; PE toilet elbow DN90 with PE adapter coupling DN90/110; installation system fixing kit; toilet mounting kit; set of branch pipes with rubber seals for the toilet connection; soundproofing plate; extendable supports; extended wall-mount kit.

FLUSHING CISTERN

Equipped with the fill and drain valves having a reduced noise level, certified as Class "I" according to Norm Francois standard and ensuring quick filling of the tank with minimum noise



All elements of the LAVINIA BOHO RELFIX flushing cistern are sealed and carefully protected from condensation. The product is suitable for reliable mounting of wall-standing toilets on the main wall surface or in a pre-prepared niche.

-  Vendor code : 34040020
-  Size : 528 x 731 x 121 mm
-  Warranty : 10 years
-  Suitable for : RELFIX flush plates: 3404003...; 3404004...; 3404005...

SUPPLY





Standard supply package includes: flushing cistern insulated from condensation moisture, front-operated, with fill and drain valves and access panel; template for finishing a hole for the flush button; wall-standing toilet connection kit; fixing set.

FLUSH PLATE 3404003...

This perfect bathroom decoration element with a strict and laconic design accentuates cleanliness, minimalism and functionality



The flush actuator plate is made from high-quality plastic material with easy-to-clean surface and is available in popular colors: chrome, mattchrome and white. Dual-mode drain system is set by default to 7/5 l heavy flush mode, but 4/2 l economy flush mode can be also set.

-  Vendor code : 3404003W / 3404003C / 3404003M
-  Size : 205 x 146.5 x 6 mm
-  Warranty : 10 years
-  Suitable for : installation system 34040010; flushing cistern 34040020

SUPPLY





Standard supply package includes: flush button; fixing set.

FLUSH PLATE 3404004...

It embodies the clarity, simplicity and reliability of operation. Its design is characterized by restraint and elegance of flowing lines



The flush actuator plate is made from high-quality plastic material with easy-to-clean surface and is available in popular colors: chrome, mattchrome and white. Dual-mode drain system is set by default to 7/5 l heavy flush mode, but 4/2 l economy flush mode can be also set.

-  Vendor code : 3404004W / 3404004C / 3404004M
-  Size : 205 x 146.5 x 6 mm
-  Warranty : 10 years
-  Suitable for : installation system 34040010; flushing cistern 34040020

SUPPLY





Standard supply package includes: flush button; fixing set.

FLUSH PLATE 3404005...

Round shapes of the flush button look perfect from all angles: well-defined and flowing lines harmoniously blend with each other, creating a refined elegance in your bathroom



The flush actuator plate is made from high-quality plastic material with easy-to-clean surface and is available in popular colors: chrome, mattchrome and white. Dual-mode drain system is set by default to 7/5 l heavy flush mode, but 4/2 l economy flush mode can be also set.


-  Vendor code : 3404005W / 3404005M
-  Size : 205 x 146.5 x 6 mm
-  Warranty : 10 years
-  Suitable for : installation system 34040010; flushing cistern 34040020

SUPPLY

Standard supply package includes: flush button; fixing set.

OUR CREDO

Uniqueness and variety delight the eye




Thomas Werner



Fabio Zanetti



Catherine Hofmann



Michael Keisset

Design & Innovations

Our designers seek inspiration in nature, art, traveling and embody their innovative ideas in bathroom collections where perfection of shape and functionality has always been and remains as the standard of LAVINIA BOHO design. It is significant for us to come up with brand new ideas and keep up with the times, still preserving our best traditions and identity.

Since the first day of foundation LAVINIA BOHO industrial group has laid special emphasis on innovative solutions and has regularly invested in unique technologies to develop our products exceeding all Customers' expectations. Due to invaluable vast experience of product development, we implement trend-perfect and unique technologies in products for bathroom toilet.

